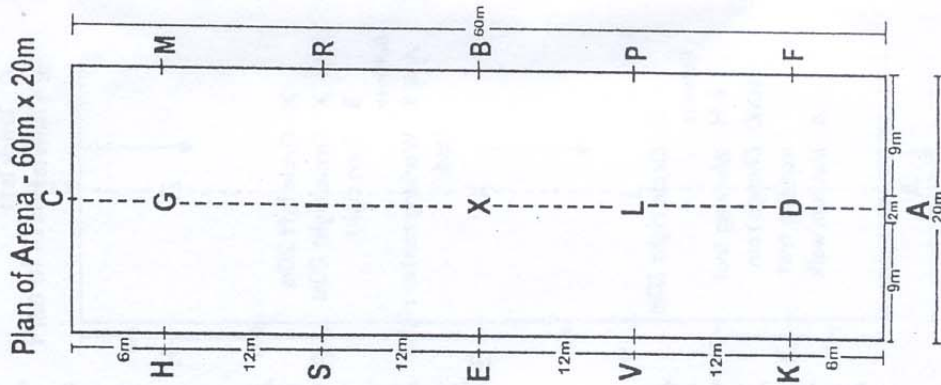


Preliminary 1.E

INSTRUCTIONS: Transitions into and out of the halt may be made through the walk.
To be ridden in an ordinary snaffle.
All trot work is optional sitting or rising.

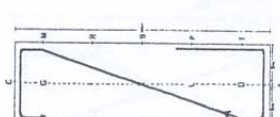
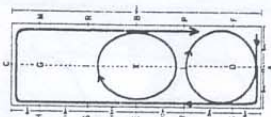
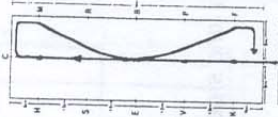
- A Enter working trot
- Down centre line, no halt
- C Track right
- MXF One loop
- Between F & A Working canter right lead
- A Circle right 20m
- H Working trot
- B Circle right 20m, rising trot, allow horse to stretch forward and downward
- Before B Gradually re-take reins
- B Straight ahead, working trot
- A Medium walk
- KXM Free walk, allow horse to stretch neck, maintain contact
- M Medium walk
- C Working trot
- HXK One loop
- Between K & A Working canter left lead
- A Circle left 20m
- M Working trot
- E Turn left
- B Turn right
- A Down centre line
- X Halt, salute
- Leave arena at A, walk, long rein.

Effective from 1st January, 2005
Arena 60m x 20m or 40m x 20m (optional)



Preliminary 1.E

- A Enter working trot
- Down centre line, no halt
- C Track right
- MXF One loop
- Between F & A Working canter right lead
- A Circle right 20m
- H Working trot
- B Circle right 20m, rising trot, allow horse to stretch forward and downward
- Before B Gradually re-take reins
- B Straight ahead, working trot
- A Medium walk
- KXM Free walk, allow horse to stretch neck, maintain contact
- M Medium walk
- C Working trot



- HXK One loop
- Between K & A Working canter left lead
- A Circle left 20m
- M Working trot
- E Turn left
- B Turn right
- A Down centre line
- X Halt, salute
- Leave arena at A, walk, long rein.

