

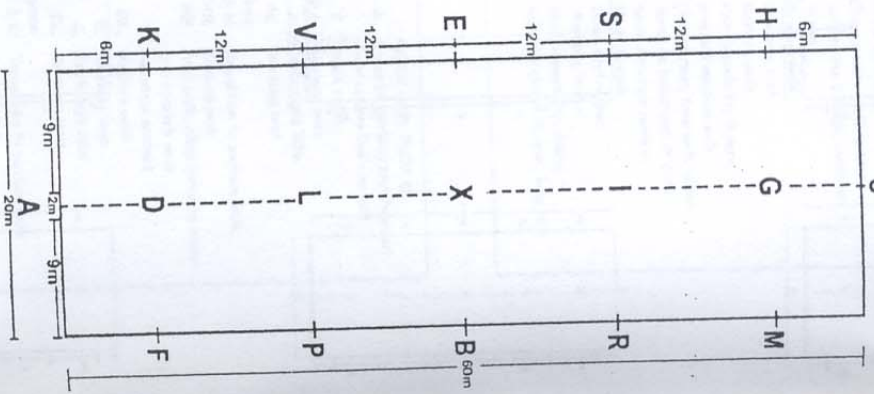
Unofficial Preliminary 1.1(i)

INSTRUCTIONS: Transitions into and out of the hall may be made through the walk. To be ridden in an ordinary snaffle. All trot work is optional sitting or rising.

- A Enter working trot
 - Proceed down centre line, no halt
 - C Track right
 - B Circle right 20m
- Between
- A & K Working canter right lead
 - E Circle right 20m
- Between
- E & H Working trot
 - CM Medium walk
 - ME Free walk, allow horse to lower and stretch neck, maintain contact
 - E Medium walk
 - K Working trot
 - B Circle left 20m
- Between
- C & H Working canter left lead
 - E Circle left 20m
- Between
- E & K Working trot
 - A Down centre line
 - X Medium walk
 - G Halt, immobility, salute
 - Leave arena at A, walk, long rein

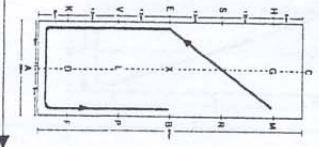
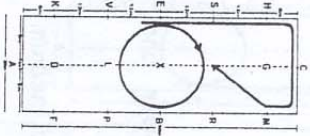
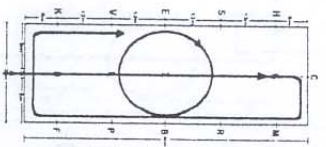
Effective from 1st January, 2005
Arena 60m x 20m or 40m x 20m (optional)

Plan of Arena - 60m x 20m



Unofficial Preliminary 1.1(i)

- A Enter working trot. Proceed down centre line, no halt
 - C Track right
 - B Circle right 20m
 - A & K Working canter right lead
- Between
- E Circle right 20m
 - E & H Working trot
 - CM Medium walk
 - ME Free walk, allow horse to lower and stretch neck, maintain contact
- E Medium walk
 - K Working trot



- B Circle left 20m
 - C & H Working canter left lead
- Between
- E Circle left 20m
 - E & K Working trot
 - A Down centre line
 - X Medium walk
 - G Halt, immobility, Salute. Leave arena at A, walk, long rein

